



Package Contents



- 1 -

Usage 1: Desktop


1. Install adapter on connecting rod. Install the microphone on the adapter.
2. Pass the connecting rod through the crossbar of the isolation shield (the connecting rod can move forward and backward to adjust the position)
3. Combine connecting rod and washer with nut.
4. Use it on the desk



- 2 -

Usage 2: Floor Stand (5/8" adapter)


1. Combine the nut, connecting rod and adapter (the connecting rod can move forward and backward to adjust the position).
2. Install washer, screws and nut on the crossbar of the isolation shield
3. Attach the Shield to the stand as shown below



- 3 -

Usage 3: Floor Stand (3/8" adapter)

1. Combine the nut, washer, connecting rod and adapter (the connecting rod can move forward and backward to adjust the position).
2. Attached the Shield to the stand with nuts and washers as shown below



- 4 -

Two-Year Limited Warranty

CAD Audio hereby warrants that this product will be free of defects in material and workmanship for a period of two years from the date of purchase. In the unlikely event that a defect occurs, CAD will, at its option, either repair or replace with a new unit of equal or greater value. In the event that a suitable replacement is unavailable, CAD Audio may elect to reimburse owner for the cost of local repairs or issue a refund in the amount of the original purchase price. Items must be purchased from an authorized CAD Audio dealer, and the warranty is not transferable from the original owner. Please retain proof of purchase to validate the purchase date and include it with any warranty claim.

This warranty excludes exterior finish or appearance, damage from abuse, misuse of the product, use contrary to CAD's instructions or unauthorized repair. All implied warranties, merchantability, or fitness for a particular purpose is hereby disclaimed and CAD hereby disclaims liability for incidental, special or consequential damages resulting from the use or unavailability of this product.

This warranty gives you specific legal rights and you may have other rights that vary from state to state. Some states do not allow the exclusion or limitation of incidental or consequential damages or limitations on how long an implied warranty lasts, so the above exclusions and limitations may not apply to you.

Note: No other warranty, written or oral is authorized by CAD Audio.

To initiate a warranty claim, please contact American Music and Sound at 1-800-431-2609 to obtain a return authorization number and shipping instructions.

- A return authorization is required for all returns. RETURNS WITHOUT A PRE-APPROVED RETURN AUTHORIZATION NUMBER WILL BE REFUSED.
- Please use at least 3 inches of padding surrounding the product for protection during shipment
- Retain your tracking number until your warranty claim has been resolved
- We recommend using an insured shipping method in case of loss or damage during shipment

If outside the United States, contact your local dealer or distributor for warranty details.

- 5 -



ACOUSTI-SHIELD

AS10

Desk or Stand-Mounted
Acoustic Enclosure
User Guide



CAD Audio
6573 Cochran Rd., Bldg. 1 Solon, OH 44139 U.S.A.
Tel: (440) 349-4900 Fax: (440) 248-4904
Sales: 800-762-9266 www.cadaudio.com Rev00

