



INSTALLATION AND OPERATION MANUAL

EZ-SX4

Model numbers:
EZ-SX4 includes power supply with North American plug
EZ-SX4X includes worldwide power supply (specify plug)

Stereo Audio Input Switcher



RDL EZ Series products provide the highest level of value to A/V professionals and A/V users who demand professional quality. For long-term performance, quality and value, you have made the EZ choice. EZ products are made in the USA by RDL, the inventor of application-specific modules bringing decades of experience as the world's leading manufacturer of high-reliability performance products to the A/V industry. Visit the RDL website for hundreds of professional A/V products made in the USA by RDL.



www.rdlnet.com

Decades of Performance, Quality and Value

RDL • 659 N. 6th Street • Prescott, AZ • USA 86301 • Sales: 800-281-2683 • 928-443-9391
Tech Support: 800-933-1780 • 928-778-3554 • RDL Europe Sales & Support: (31) 20-6238-983

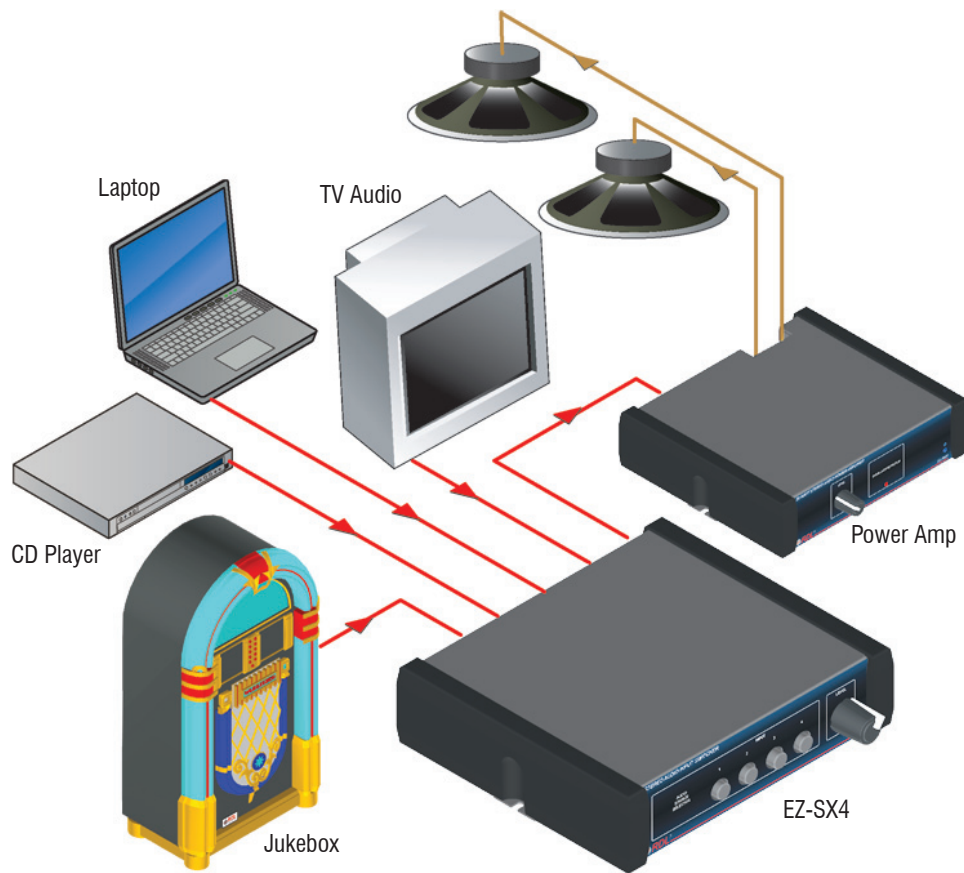
EZ-SX4

Stereo Audio Input Switcher

- Four Input Source Selection
- Unbalanced Stereo Audio Inputs and Output
- Inputs and Line Output on Rear-Panel RCA Jacks
- Line Output Level Controlled by Front-Panel Knob
- Full-Size Interlocking Pushbuttons on Front Panel

The EZ-SX4 is a stereo audio source selector with an output volume control that adjusts the line-level output. This unit is ideal as a four input source selector feeding an associated audio amplifier. The EZ-SX4 is used in stores, houses of worship, restaurants, clubs, home component systems and commercial sound systems.

TYPICAL APPLICATION



www.rdlnet.com . . . www.rdlez.com

INPUT SELECTOR SWITCHES

Push the button corresponding to the desired INPUT. The button will lock in position. The selected INPUT will be switched to the LINE OUT jacks.

LEVEL CONTROL

Adjust the level control for the desired level at the LINE OUT jacks.

POWER INDICATOR

Glowes blue when the product is connected to a valid power source.



24 VDC POWER INPUT

Insert plug from power supply. Rotate 1/4 turn clockwise to lock.

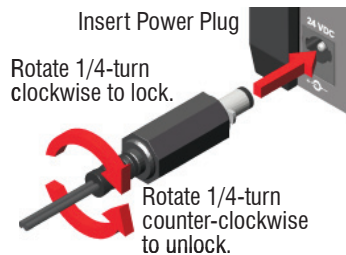
LINE OUTPUT

Connect to the line input of an amplifier, mixer, recorder, computer or other product with a line-level input.

INPUT JACKS

Connect a stereo source to INPUT 1, 2, 3 and/or 4. The source equipment must provide line-level audio from its line output or headphone output. Typical sources include tuner or receiver line outputs, CD decks, computers, televisions, mixers and personal listening devices. It is not necessary that all inputs be connected.

POWER CONNECTION

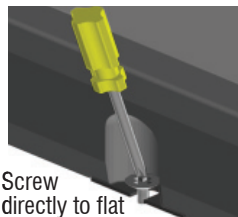


Insert Power Plug

Rotate 1/4-turn clockwise to lock.

Rotate 1/4-turn counter-clockwise to unlock.

FIXED MOUNTING



Screw directly to flat surface without installing rubber feet.

RUBBER FEET ATTACHMENT



Recess

Bottom View of chassis

Peel backing and stick the 4 rubber feet to chassis in recesses provided.

SELECTED MOUNTING ACCESSORIES Complete accessory listing available at: rdlez.com

EZ-RA6

Rack Adapter for 6 Increments of 1/6 Rack Width



EZ-CC6

Component Chassis for 6 Increments of 1/6 Rack Width



EZ-SMB2

Surface Mount Bezel for 1/3 Rack Width Products



EZ-DC2

Desktop Chassis 1/3 Rack Width



EZ-UCB2

Under-Counter Brackets 1/6 or 1/3 Rack Width



EZ-SD2

Storage Drawer 1/3 Rack Width

Use In Place of Filler Panel
Holds Adapters and Cables
Mounts in EZ-CC6 and EZ-RA6



TYPICAL PERFORMANCE

Inputs (4): Stereo on dual RCA jacks, > 10 k Ω , -10 dBV nominal, +10 dBV max.
LEVEL control: Off to +12 dB gain
Output: Stereo on dual RCA jacks, line level, -10 dBV nominal, +17 dBV max.
Frequency Response: 10 Hz to 20 kHz (\pm 0.01 dB)
THD+N: < 0.02%
Crosstalk: < -70 dB (1 kHz)
Noise: < -80 dB (below -10 dBV)
24 Vdc power supply current: 30 mA (idle), 60 mA (max.)
Power supply input voltage: 100 to 240 VAC
Warranty: 3 Years; contact RDL technical support department for assistance
Case dimensions: 5.75" (14.6 cm)W x 5" (12.7 cm)D
Mounting size: 1/3 rack width

CE

891-1565